

MICOM Tactical Antennas

HLA-6125 & HTDA - 7125



HLA-6125

- Magnetic Half-Loop Antenna
- 0-1000km operation without skip zone
- Low sensitivity to electrical noise
- Up to +10db higher link connections compared to whip antenna for 0-150km range
- Support for data & hopping
- Collocation improvement
- Omni-directional for NVIS communication
- Easy to install

HTDA-7125

- The Electrical Antenna design consists of an active tuner for 2 horizontal dipoles in 90 deg deviation.
- The antenna can be installed on a 1-11 "meter" mast.
- The HTDA 2-30Mhz version is the best solution for Naval applications and Land based applications with limited installation space.

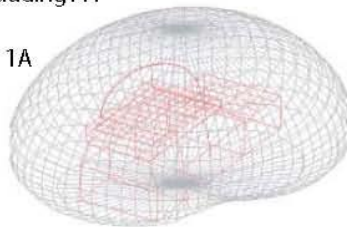


MICOM Tactical Antennas

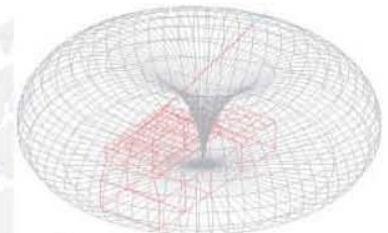
HLA-6125 & HTDA - 7125

HLA - 6125 Specifications

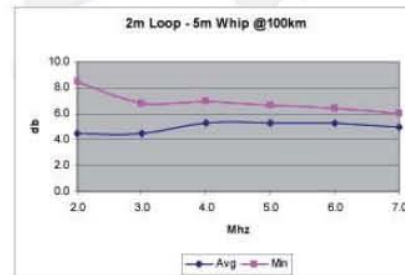
Frequency Band: 1.5-30 MHz
 Input Power: < 125 WPEP and AVG
 Tuned Antenna Input Impedance: 50 Ohm with VSWR \leq 1.4
 Azimuth Radiation Pattern: Omni-directional
 Tuning Time from Memory: < 5 msec HLA for Ran is compatible to all operating modes including FH
 Tuning RF Power: 20 w
 Power supply: +27VDC, current less than 1A
 Tuner Dimensions: 19.92"x10.24"x9.84"
 Radiating Element Dimensions: 2*3.28 ft. or 3*4.92 ft.
 Tuner weight: 15.4 lbs.
 Operation Temperature Range: -40 to 149°F
 HLA-6125 meets all MIL-STD-810F environmental requirements



2m Half-loop Antenna

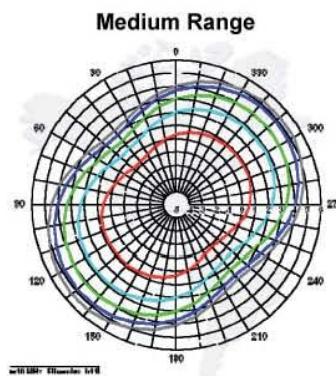


5m Whip Antenna

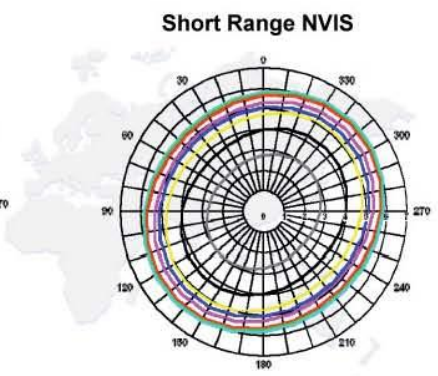


HLA - 7125 Specifications

Frequency Band: 1.5-30 MHz
 Input Power: < 125 W
 Tuned Antenna Input Impedance: 50 Ohm with VSWR \leq 1.5
 Azimuth Radiation Pattern: Omni-directional + 1db
 Tuning Time from Memory: < 5 msec, HTDA for Ran is compatible to all operating modes including FH
 Tuning RF Power: 20 w
 Power supply: +27VDC, current less than 1.2A
 Tuner Dimensions: 19.09"x17.13"x9.84"
 Recommended Antenna Height: 26.25 - 49.22 ft.
 Radiating Element Dimensions: 26.25 ft.
 Tuner weight: 33 lbs.
 Radiating Element weight: 3.3 lbs.
 Operation Temperature Range: -22 to 149°F
 Wind without ice: < 99.45 mi/h
 HTDA-7125 meet s all MIL-STD-810F environmental requirements



— Total Gain, Theta=40, Freq=10 MHz,
 — Total Gain, Theta=40, Freq=11 MHz,
 — Total Gain, Theta=40, Freq=12 MHz,
 — Total Gain, Theta=40, Freq=13 MHz,
 — Total Gain, Theta=40, Freq=14 MHz,



— Total Gain, Theta=20, Freq=2 MHz,
 — Total Gain, Theta=20, Freq=3 MHz,
 — Total Gain, Theta=20, Freq=4 MHz,
 — Total Gain, Theta=20, Freq=5 MHz,
 — Total Gain, Theta=20, Freq=6 MHz,
 — Total Gain, Theta=20, Freq=7 MHz,
 — Total Gain, Theta=20, Freq=8 MHz,
 — Total Gain, Theta=20, Freq=9 MHz,



Royal Communications, International

Tel: 760-529-9518 Fax: 760-529-9568

E-mail: contact@royal-communications.com

WebSite: www.royal-communications.com